


Specification

Duct Specifications of LV Cable for non-domestic connections

Ducting Element

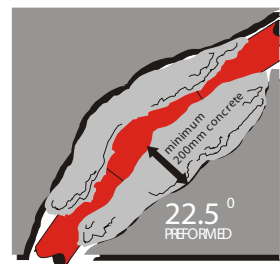
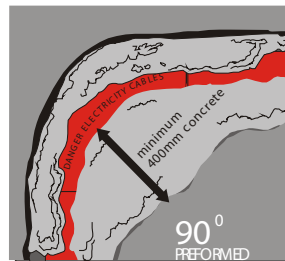
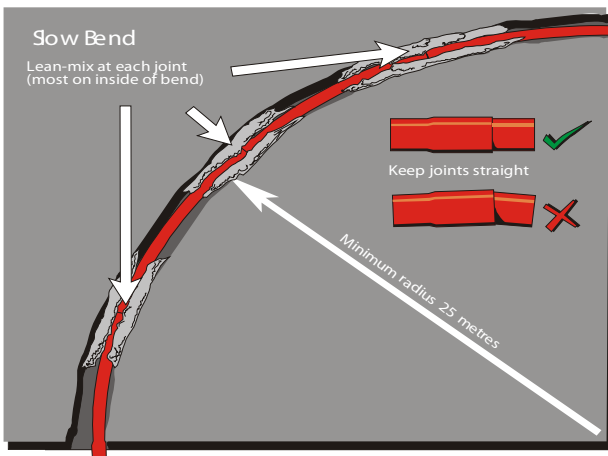
Red Duct



Requirement

A 125mm internal diameter red duct to ESB Networks Specifications must be provided for the ESB Networks service cable.

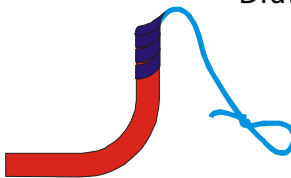
The duct must be buried to a minimum depth of 600mm in pathways, grassed areas or in estate roadways and a minimum depth of 750mm in non-estate roadways.



Use ESB Networks approved 1.2m long radius bends only.

Short 90 degree bends or elbows are NOT permitted.

Draw Rope



The duct must contain a 10mm diameter knot-free continuous draw-rope securely anchored at both ends. The duct must be kept clean and its ends sealed with a plastic cap or plastic wrapping following installation to prevent ingress of grit or stones which can damage cables

Yellow Warning Tape



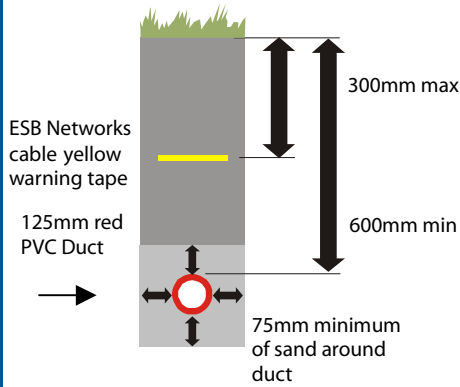
Warning tape must be laid at a maximum depth of 300mm below finished ground level. This tape is available free from ESB Networks.

Trenching

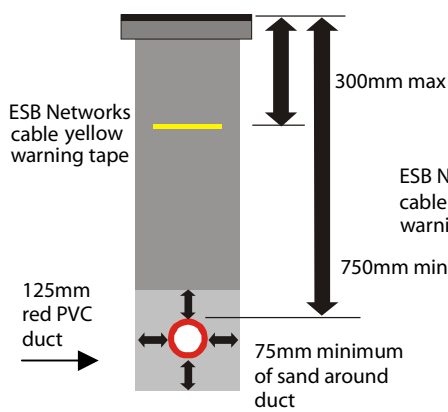
Road opening, excavation, back filling, temporary and permanent reinstatement must be carried out in accordance with Local Authority Specifications and Regulations.

The requirements for trench construction are illustrated on the reverse side.

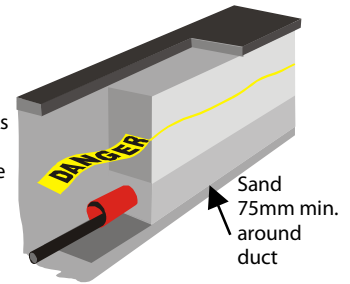
Duct in pathways and grass areas



Duct in roadways



Backfill to Local Authority standard



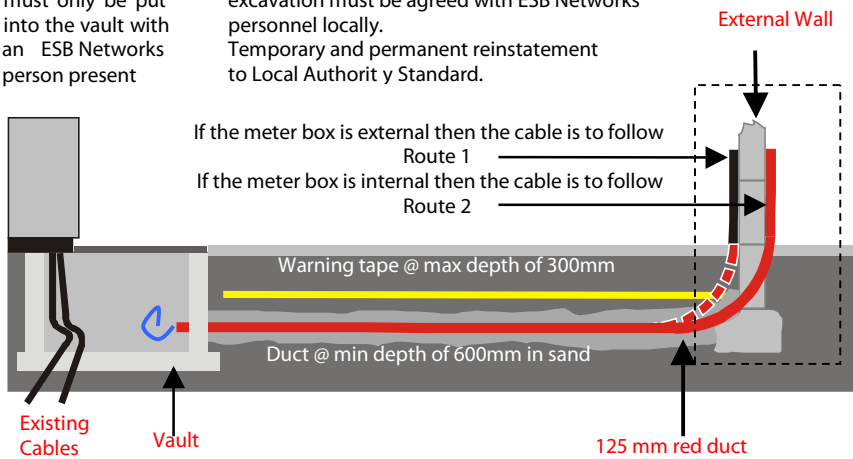
Temporary and permanent reinstatement to Local Authority standard

N.B. The above buried conditions apply to Cases 1-3 below

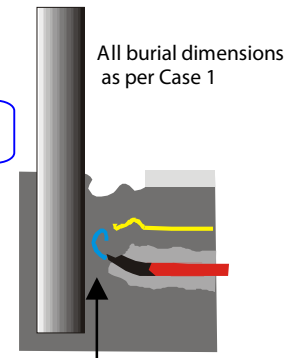
Case 1: Duct laid to Minipillar location

The new duct must only be put into the vault with an ESB Networks person present

If no vault in front of minipillar, the limit of excavation must be agreed with ESB Networks personnel locally. Temporary and permanent reinstatement to Local Authority Standard.



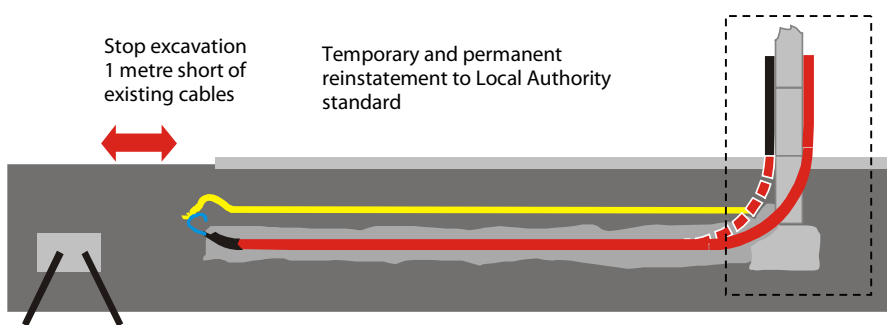
Case 2: Duct laid to pole



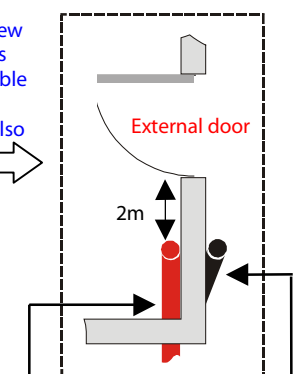

Pull rope to protrude through.

The duct is to be sealed thoroughly against dirt and water.

Case 3: Duct laid to Mains Cable location



Plan-View which is applicable in all 3 Cases also



General Note for all Cases:

- Excavation within 1 metre of existing cables must only be carried out by hand and with agreement of the local ESB Networks office. This is to prevent damage to existing cables and consequent safety risk for workers.
- Liaise with ESB Networks to confirm location of all cables.
All Excavation work to be in accordance with HSA Code of Practice