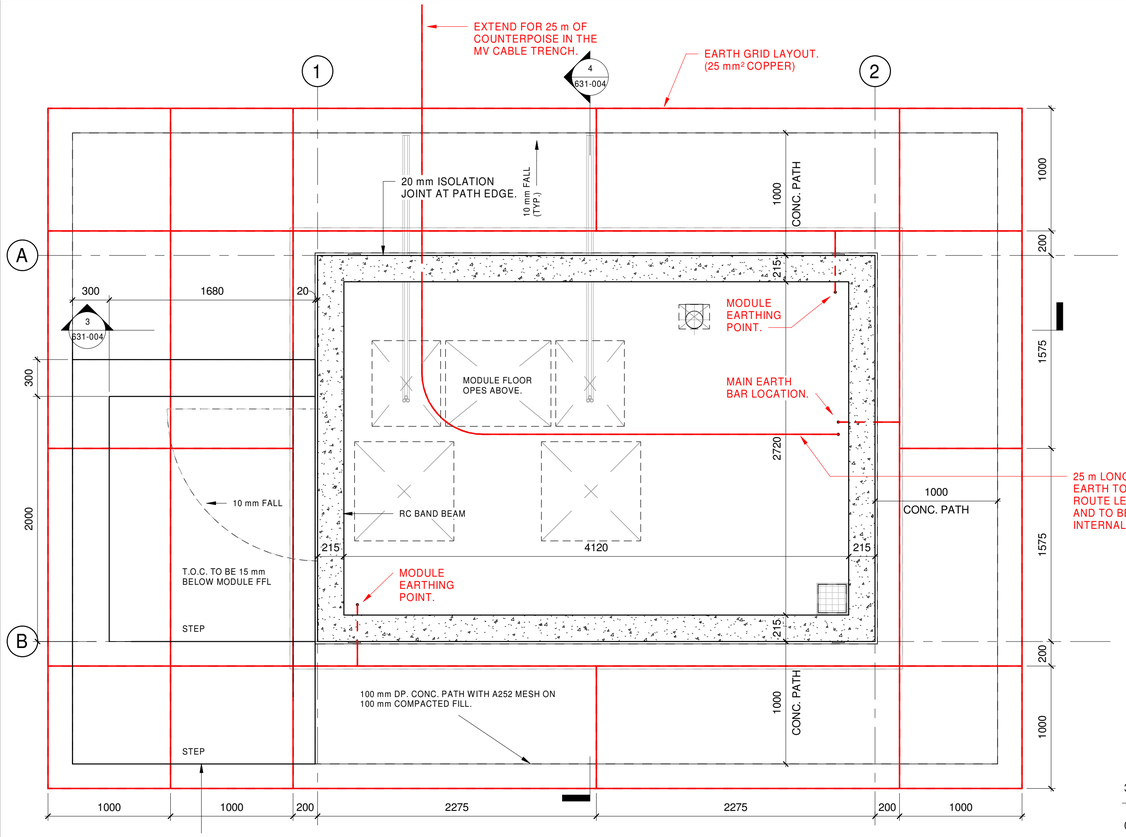

Ground Level
1 : 25

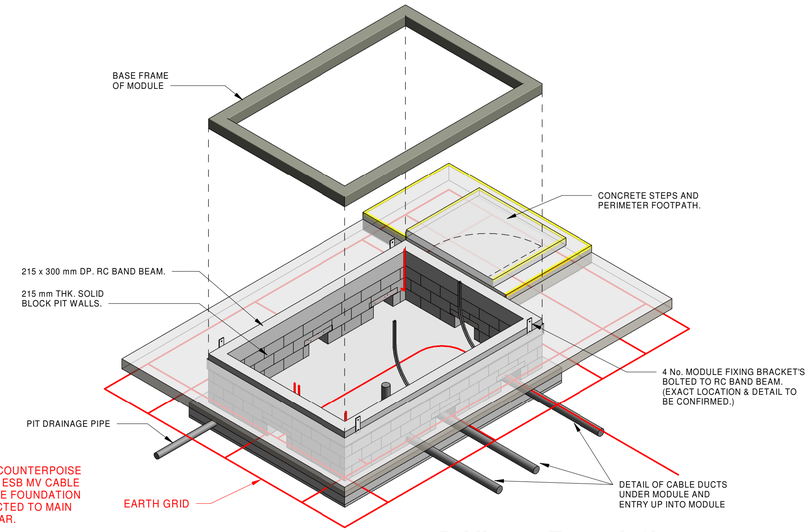

3D View - Foundation

GENERAL NOTES:

1. THIS DRAWING SHALL BE READ IN CONJUNCTION WITH ALL RELEVANT ESB DRAWINGS AND SPECIFICATIONS.

2. ALL DIMENSIONS ARE IN mm UNLESS OTHERWISE NOTED.

3. DO NOT SCALE THIS DRAWING.

4. THE CONTRACTOR SHALL BE RESPONSIBLE FOR THE DESIGN OF ALL TEMPORARY WORKS.

5. DETAILS OF EXISTING SERVICES ARE INDICATIVE ONLY. NO EXCAVATION WORK SHALL COMMENCE UNTIL THE CONTRACTOR HAS CONSULTED UP-TO-DATE SERVICE DRAWINGS AND CARRIED OUT AN ELECTROMAGNETIC LOCATOR (EML) SCAN. ALL KNOWN OR SUSPECTED BURIED SERVICES SHALL BE CLEARLY MARKED ON THE GROUND. EXCAVATION CLOSE TO BURIED SERVICES SHALL ONLY BE CARRIED OUT BY HAND.

6. FOR REBAR DETAILS TO BAND BEAM AND PIT SLAB REFER TO DRG. No. PG406-D009-631-006-000

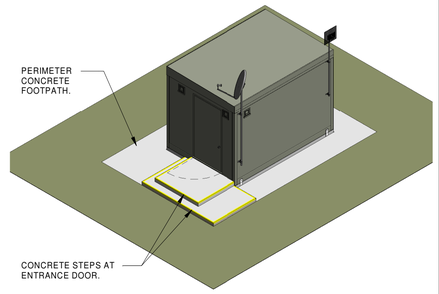

TYP. 3D View

PATH & STEPS	3.18 m³	CONCRETE GRADE C30/37
BAND BEAM	0.94 m³	CONCRETE GRADE C30/37
PIT SLAB	4.50 m³	CONCRETE GRADE C30/37
BLINDING	0.90 m³	CONCRETE GRADE C16/20

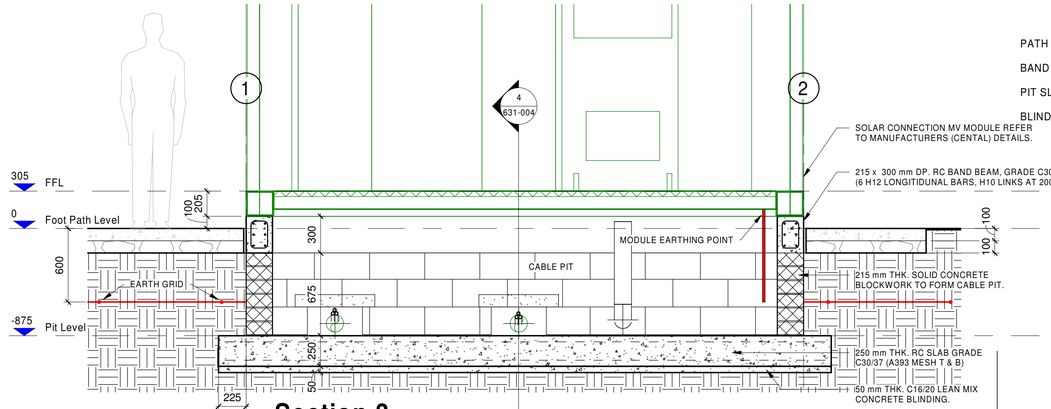

Section 3
1 : 25

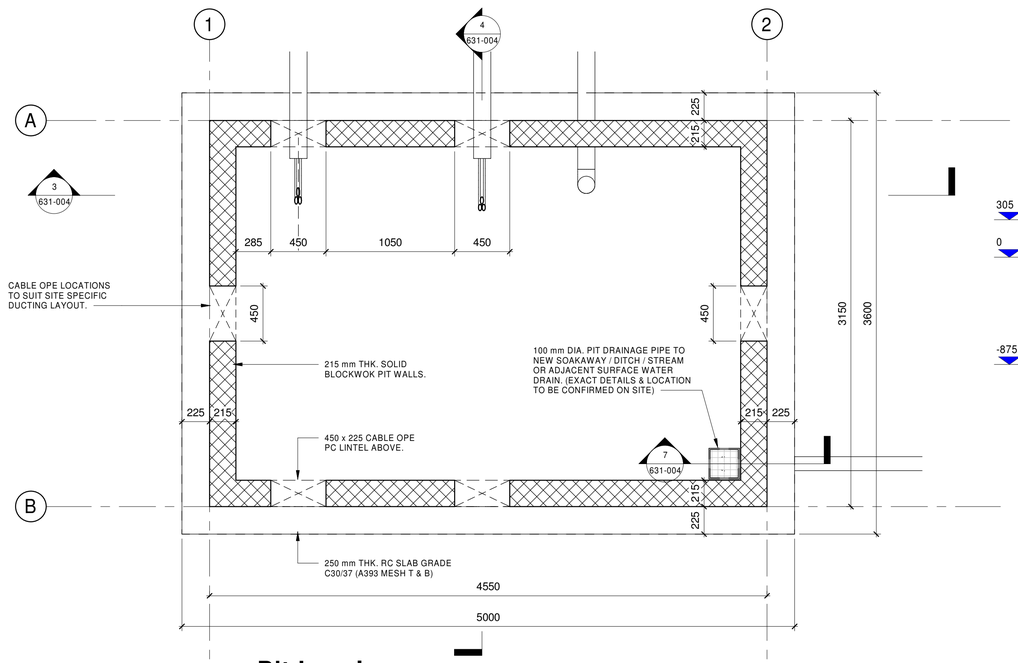

Pit Level
1 : 25

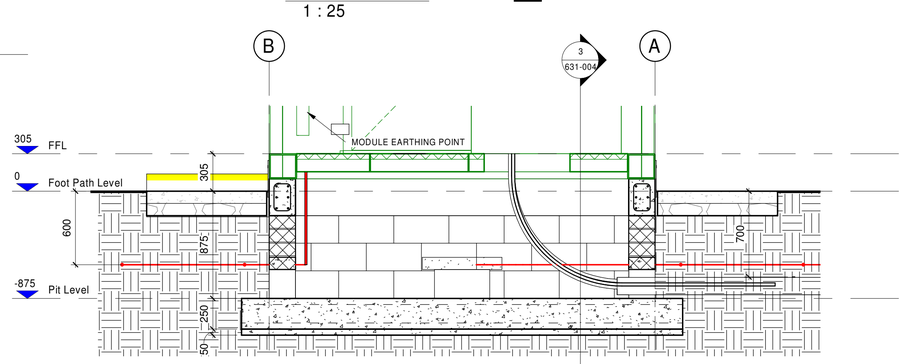

Section 4
1 : 25

FOUNDATION NOTES:
A TOLERANCE OF +- 2 mm WILL BE REQUIRED ON THE TOP LEVEL OF THE BAND BEAM, AS PER THE REQUIREMENTS MV SWITCHGEAR CONTAINER SUPPLIERS SPECIFICATION. THIS WILL BE VERIFIED ON SITE BY THE CONTRACTOR WITH THE ESB ENGINEER PRIOR TO MODULE INSPECTION SIGN OFF.

- EXCAVATED SUBSOIL SHALL NOT BE USED AS BACKFILL.
- ALL CLAUSE 804 MATERIAL AND COMPACTION REQUIREMENTS TO BE IN ACCORDANCE WITH THE CIVIL SPECIFICATION.
- SUITABILITY OF FORMATION LEVEL SHOULD BE INSPECTED BY THE ESB ENGINEER.
- ANY TEMPORARY WORKS SHALL BE THE SOLE RESPONSIBILITY OF THE CONTRACTOR.

FIXING DETAIL OF MODULE TO RC BAND BEAM TO BE CONFIRMED BY MODULE SUPPLIER.

2 internal earthing terminals located 200 mm above base level on opposite corners of the module to facilitate bonding of the module to the station earth grid. (Tails to be left inside the concrete pit sub floor for connection to module earthing points.)

Single earth connection of 25 mm² copper from the earth grid to the main earth bar.

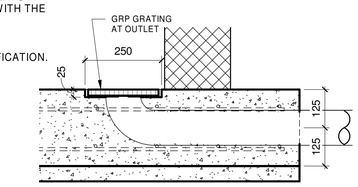

Section 7
1 : 10

REV	DATE	REVISION DESCRIPTION	DRN	PROD	VER1	VER2	APP
0	Oct. 2023	ISSUED FOR INFORMATION					

Copyright © ESB
All rights reserved. No part of this work may be modified, reproduced or copied in any form or by any means - graphic, electronic or mechanical, including photocopying, recording, taping or used for any purpose other than its designated purpose, without the written permission of ESB.

PURPOSE OF ISSUE - PRELIMINARY UNLESS INDICATED

CLIENT APPROVAL ☐ PLANNING ☐ TENDER ☐ CONSTRUCTION ☐ AS-BUILT ☐

Client: ESB NETWORKS

Project:

Contract:

Drawing Title: STANDARD MV MODULE (CENTAL) FOR SOLAR FARM CONNECTIONS FOUNDATION DETAILS

Production Unit: Networks Engineering

ESB NETWORKS

DRAWN	PRODUCED	VERIFIED 1	VERIFIED 2	APPROVED	APPD DATE
C.Jordan	C.Jordan	J.Mushayabasa	E.Harrington	H.Cunningham	Nov. 2023

CLIENT REF	No. of Shts	SIZE	SCALE
		A1	As indicated

DRAWING NUMBER: PG406-D009- 631-004 -000 (SHEET) (REV)

A:\01 Projects\PG406 Generic Substation Engineering Docs\STANDARD MV MODULE FOR SOLAR FARM CONNECTIONS G.A.DETAILS.rvt